





**Quick**  
**Convenient**  
**Powerful**  
**Economical**



**DIGITAL CONTROL & INFORMATION CENTER**



**PRECISION ENGINEERED SPRAY ARM ASSEMBLY**



**EASILY REMOVABLE FILTER SCREENS**



**EXTERNAL WASH-DOWN HOSE & SPRAY GUN**



**STANDARD & CUSTOM DESIGNED WASH RACKS**

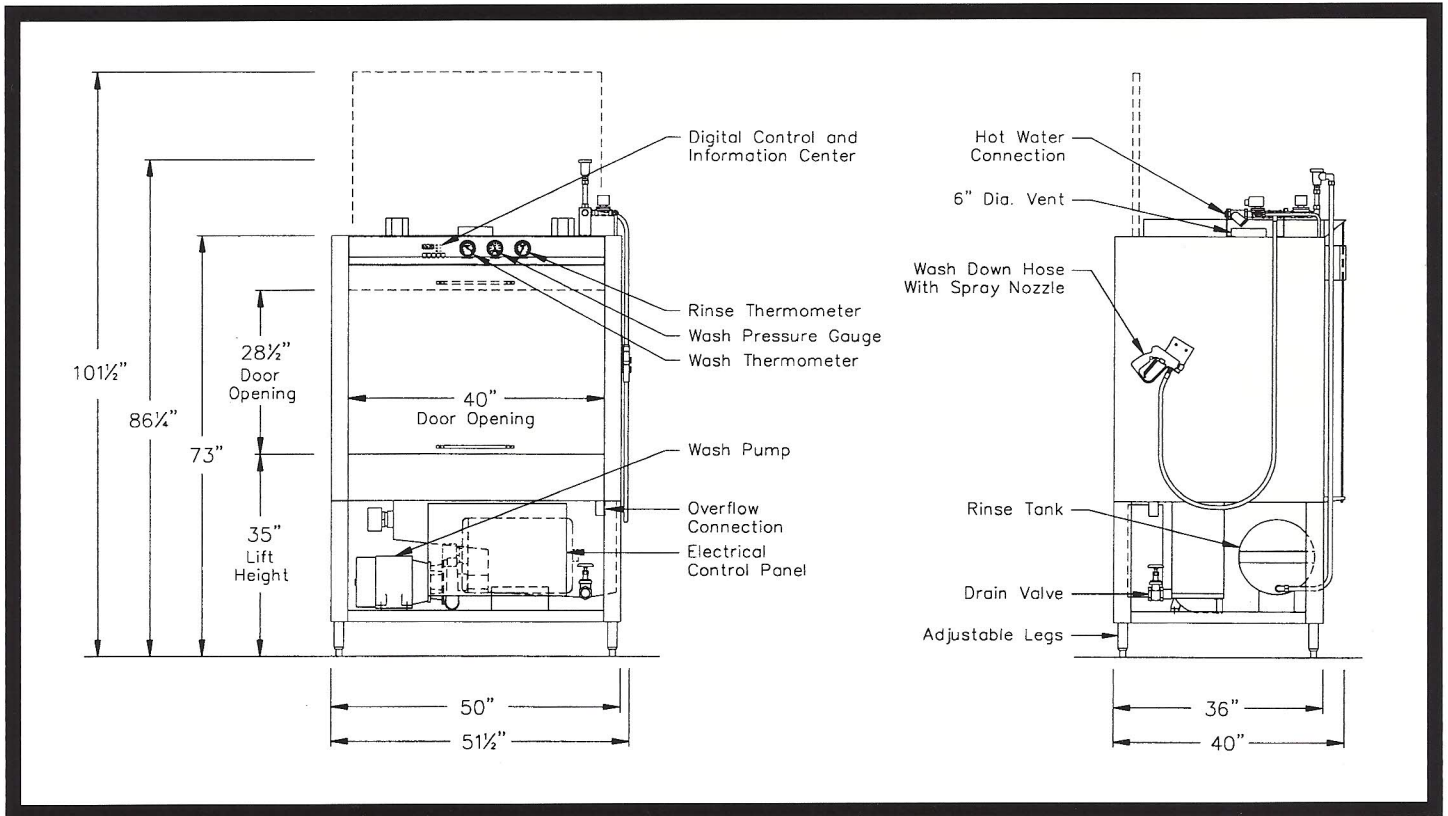
The Douglas Model LD-20 is a compact, easy to install, workhorse that is designed to wash and sanitize containers commonly found in the bakery, meat, poultry, candy and foodservice industries. Containers include sheet pans, cake pans, meat lugs, candy molds, trays, utensils, buckets, machine parts, and mixing bowls up to 140 quarts. This powerfully efficient machine features a space saving lift door design, a heavy duty 7.5 H.P. pump, a compact 50" width and a generous 20 pan capacity. It also features the company's newest product innovations including a push button control and information center that incorporates a digital display to monitor key performance functions and make the machine easier to operate and service.

Recirculating wash water is pumped through high velocity, stainless steel "V" jets designed to cut and remove stubborn soils and baked-on goods. With an average wash/rinse cycle of just 5 minutes, clean-up is quick and economical. Available with electric, infrared gas or steam heating, the LD-20 is the most advanced and easy to use washer on the market today and is ideal for bakeries, supermarkets, food processing plants, commissaries, restaurants, hotels and institutions.

- Rugged Stainless Steel Construction
- Front-loading, Lift Door Design
- User-Friendly, Push-Button Operation
- Digital Control & Information Center
- Precision Engineered Spray Patterns
- Versatile Racking System
- Adjustable Wash & Rinse Cycles
- Self Contained Water Heating
- Recirculating Wash Water
- Fresh Water Sanitizing Rinse
- Moisture Resistant Control Gauges
- External Rinse Hose & Spray Gun
- Removable, Dual Filtration System
- One Year Warranty Program

MEET TODAY'S HIGH STANDARD OF CLEANLINESS AND SANITATION FOR BOTH CUSTOMERS AND REGULATORS. STANDARDIZE YOUR CLEANING PROCESS. SAVE VALUABLE WATER, LABOR, ENERGY AND CHEMICAL EXPENSE. REDUCE CONTAINER INVENTORY. INCREASE PRODUCTIVITY.





**Specifications:** Since our policy is one of continuous improvement, we reserve the right to change specifications at any time and without notice, or modify these to suit manufacturing processes. See current Detailed Specification Sheet and Utilities Chart for additional details.

**DOOR:** STAINLESS STEEL front loading, lift door design for easy loading and unloading.

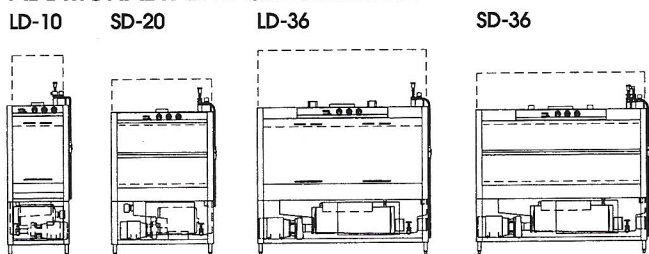
**RECIRCULATING WASH TANK:** STAINLESS STEEL with electric, infrared gas, live steam or steam coil heating, thermostatically controlled, low water protected, sloped to drain with a 36 gallon capacity (27 gallon if infrared gas heated).

**RINSE TANK:** STAINLESS STEEL with electric, infrared gas or steam coil booster heater to provide 180°/190° hot sanitizing rinse. Uses 5 gallons per 27 second cycle.

**FILTER:** Perforated, removable, STAINLESS STEEL baskets.

**SPRAY ARM ASSEMBLY:** STAINLESS STEEL spray arm assembly with STAINLESS STEEL jets, removable end caps and hand operated quick release mechanism for easy cleaning and reassembly.

**ADDITIONAL PANWASHER MODELS:**



**WATER PUMP:** 7 1/2 H.P., 208/240 or 480 volt, 1 phase or 3 phase, 60 cycle with output of 120 gallons per minute at 35 to 45 P.S.I.

**DIGITAL CONTROL & INFORMATION CENTER:** 110 volt control circuit with push pad operation of "POWER ON", "STOP" and "SHORT, MEDIUM or LONG WASH CYCLES". A digital display indicates "TIME REMAINING" for each cycle. LED's indicate wash, rinse and unload functions. A buzzer is also included to provide an audible indication of time to unload. A pre-programmed circuit board allows the push pad to be used as a "DIAGNOSTIC CENTER" by displaying "ERROR CODES" for ease of troubleshooting.

**GAUGES:** Moisture resistant gauges measure Wash Temperature, Wash Pressure and Rinse Temperature.

**RACKS:** STAINLESS STEEL built to match specific washing requirements.



[www.thescaleshop.net](http://www.thescaleshop.net)

1-888-844-2031