




Known For Reliability For Over 88 Years

Biro counter top vacuum tumblers are the tools you need to create the value added, marinated entrees your customers demand. You can marinate most meats and fish in less than 20 minutes, so you can make those value added products in a minimum amount of time. Vacuum marinating distributes the marinade evenly throughout the product, so you get full flavor in every bite. It also adds water and tenderizes the product, so it cooks faster and is juicy and flavorful. Shelf life is extended and freshness, color, and eye appeal are enhanced. These tumblers are incredibly easy to use, too. It only takes 5 minutes to load the product, water, and marinade, and it runs for about 20 minutes while you do something else. When a batch is done, you only need 5 minutes to empty the drum and wash it out, and you're ready to do another batch. Best of all, the low machine cost and big boost to your profit margins mean a return on your investment measured in weeks.



VTS-42
INTERNAL PUMP



VTS-44
INTERNAL PUMP



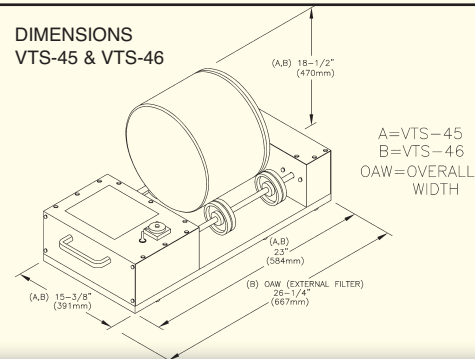
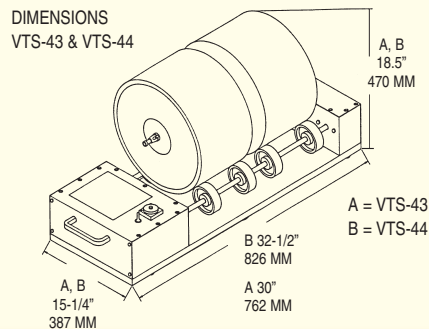
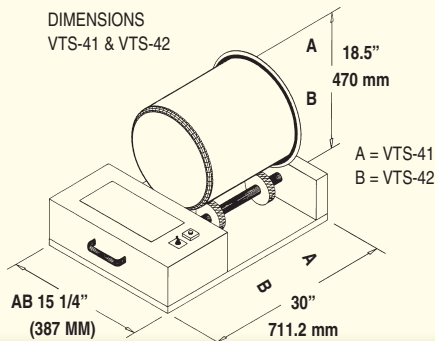
VTS-46
INTERNAL PUMP
ON CART

VTS-41 / 42 / 43 / 44 / 45 / 46



Stands alone for quality and value since 1921

MODELS	VTS-41	VTS-42	VTS-43	VTS-44	VTS-45	VTS-46																																																																																
ELECTRICAL	1/25HP (44 W), 115 VOLTS, 60 HZ, 1 PHASE, 6' CORD & 3-PRONG PLUG	1/25HP (44 W), 115 VOLTS, 60 HZ, 1 PHASE, 5' CORD & 3-PRONG PLUG	1/25HP (44 W), 115 VOLTS, 60 HZ, 1 PHASE, 6' CORD & 3-PRONG PLUG	1/25HP (44 W), 115 VOLTS, 60 HZ, 1 PHASE, 5' CORD & 3-PRONG PLUG	1/25HP (44 W), 115 VOLTS, 60 HZ, 1 PHASE, 6' CORD & 3-PRONG PLUG	1/25HP (44 W), 115 VOLTS, 60 HZ, 1 PHASE, 5' CORD & 3-PRONG PLUG																																																																																
CONSTRUCTION	STAINLESS STEEL EXCEPT THE WHEELS AND LID GASKETS																																																																																					
MOTORS	VTS-41/43/45			VTS-42/44/46																																																																																		
	<table border="1"> <thead> <tr> <th>MOTOR</th> <th>HP</th> <th>KW</th> <th>VOLTS</th> <th>AMPS</th> <th>HERTZ</th> <th>PH</th> <th>CODE</th> </tr> </thead> <tbody> <tr> <td>DRIVE</td> <td>1/25</td> <td>.03</td> <td>115</td> <td>.61</td> <td>60</td> <td>1</td> <td>STD</td> </tr> <tr> <td>PUMP</td> <td>1/8</td> <td>.09</td> <td>115</td> <td>4.20</td> <td>60</td> <td>1</td> <td>STD</td> </tr> </tbody> </table>			MOTOR	HP	KW	VOLTS	AMPS	HERTZ	PH	CODE	DRIVE	1/25	.03	115	.61	60	1	STD	PUMP	1/8	.09	115	4.20	60	1	STD	<table border="1"> <thead> <tr> <th>MOTOR</th> <th>HP</th> <th>KW</th> <th>VOLTS</th> <th>AMPS</th> <th>HERTZ</th> <th>PH</th> <th>CODE</th> </tr> </thead> <tbody> <tr> <td>DRIVE</td> <td>1/25</td> <td>.03</td> <td>115</td> <td>.61</td> <td>60</td> <td>1</td> <td>STD</td> </tr> <tr> <td>PUMP</td> <td>1/8</td> <td>.09</td> <td>115</td> <td>4.20</td> <td>60</td> <td>1</td> <td>STD</td> </tr> <tr> <td>DRIVE</td> <td>1/25</td> <td>.03</td> <td>220</td> <td>.31</td> <td>60</td> <td>1</td> <td>EC</td> </tr> <tr> <td>PUMP</td> <td>1/8</td> <td>.09</td> <td>220</td> <td>2.10</td> <td>60</td> <td>1</td> <td>EC</td> </tr> <tr> <td>DRIVE</td> <td>1/25</td> <td>.03</td> <td>220</td> <td>.25</td> <td>50</td> <td>1</td> <td>EC</td> </tr> <tr> <td>PUMP</td> <td>1/8</td> <td>.09</td> <td>220</td> <td>2.00</td> <td>50</td> <td>1</td> <td>EC</td> </tr> </tbody> </table>			MOTOR	HP	KW	VOLTS	AMPS	HERTZ	PH	CODE	DRIVE	1/25	.03	115	.61	60	1	STD	PUMP	1/8	.09	115	4.20	60	1	STD	DRIVE	1/25	.03	220	.31	60	1	EC	PUMP	1/8	.09	220	2.10	60	1	EC	DRIVE	1/25	.03	220	.25	50	1	EC	PUMP	1/8	.09	220	2.00	50	1	EC
MOTOR	HP	KW	VOLTS	AMPS	HERTZ	PH	CODE																																																																															
DRIVE	1/25	.03	115	.61	60	1	STD																																																																															
PUMP	1/8	.09	115	4.20	60	1	STD																																																																															
MOTOR	HP	KW	VOLTS	AMPS	HERTZ	PH	CODE																																																																															
DRIVE	1/25	.03	115	.61	60	1	STD																																																																															
PUMP	1/8	.09	115	4.20	60	1	STD																																																																															
DRIVE	1/25	.03	220	.31	60	1	EC																																																																															
PUMP	1/8	.09	220	2.10	60	1	EC																																																																															
DRIVE	1/25	.03	220	.25	50	1	EC																																																																															
PUMP	1/8	.09	220	2.00	50	1	EC																																																																															
	STD=STANDARD EC=EXTRA COST																																																																																					
DRUM CAPACITY	40 LB. (18 KG) DRUM, MAXIMUM 25 LBS. (11 KG) OPTIMUM TUMBLING		TWIN 20 LB. (9.1 KG) DRUMS EA., MAXIMUM 15 LBS. (6.8 KG) OPTIMUM TUMBLING		20 LB. (9.1 KG) DRUM, MAXIMUM 15 LBS. (7KG) OPTIMUM TUMBLING																																																																																	
DRIVE MOTOR	1/25HP (44 W)																																																																																					
VACUUM PUMP	1/8HP (138 W) W/FILTER ON HOSE	1/8HP (138 W) W/EXTERNAL FILTER ON CASE	1/8HP (138 W) W/FILTER ON HOSE	1/8HP (138 W) W/EXTERNAL FILTER ON CASE	1/8HP (138 W) W/FILTER ON HOSE	1/8HP (138 W) W/EXTERNAL FILTER ON CASE																																																																																
TUMBLE SPEED	APPROXIMATE 8 RPM																																																																																					
STANDARD FEATURES	6' CORD AND 3 PRONG PLUG FOR 115-60-1	5' CORD AND 3 PRONG PLUG FOR 115-60-1; 5' CORD, NO PLUG, 220-60-1 & 220-50-1	6' CORD AND 3 PRONG PLUG FOR 115-60-1	5' CORD AND 3 PRONG PLUG FOR 115-60-1; 5' CORD, NO PLUG, 220-60-1 & 220-50-1	6' CORD AND 3 PRONG PLUG FOR 115-60-1	5' CORD AND 3 PRONG PLUG FOR 115-60-1; 5' CORD, NO PLUG, 220-60-1 & 220-50-1																																																																																
	EXTRA FILTER ELEMENT, OPERATING & SAFETY MANUAL																																																																																					
OPTIONS (EC)	VARIABLE SPEED 0-8 OR 0-26, TUMBLER CART, WOOD BOX 220-60-1 & 220-50-1		VARIABLE SPEED 0-8 OR 0-30, TUMBLER CART, WOOD BOX 220-60-1 & 220-50-1		VARIABLE SPEED 0-8 OR 0-30, TUMBLER CART, WOOD BOX 220-60-1 & 220-50-1																																																																																	
CERTIFICATION	UL & NSF			NSF		NONE																																																																																
WEIGHT	58 LBS. (26.3KG) CARTON #1 37 LBS. (16.8KG) CARTON #2	70 LBS. (31.8KG) CARTON #1 20 LBS. (9.1KG) CARTON #2	63 LBS. (28.6 KG) CARTON #1 18 LBS. (8.2 KG) CARTON #2 20 LBS. (13.1 KG) CARTON #3	78 LBS.(35.4KG) CARTON #1 21 LBS.(9.5KG) CARTON #2	58 LBS. (26.3KG) CARTON #1 10 LBS. (4.5KG) CARTON #2 18 LBS. (8.2KG) CARTON #3	70 LBS. (31.8KG) CARTON #1 10 LBS. (4.5KG) CARTON #2																																																																																
DIMENSIONS PACKED	VTS-41 - CARTON 1: 16"L (406mm) x 30"W (762mm) x 10"H (254 mm) VTS-42 - CARTON 1: 16"L (406mm) x 30"W (762mm) x 10"H (254mm)		CARTON 2: 16"L (406mm) x 16"W (406mm) x 19"H (483mm) CARTON 2: 20"L (508mm) x 18"W (457mm) x 21"H (533mm) CARTON 2: 13"L (330mm) x 10"W (254mm) x 12"H (304mm)																																																																																			
	VTS-43 - CARTON 1: 19"L (483mm) x 40"W (1016mm) x 12"H (304mm) CARTON 3: 15"L (381mm) x 15"W (381mm) x 22"H (559mm)		CARTON 2: 14"L (356mm) x 14"W (356mm) x 22"H (559mm) CARTON 2: 16"L (406mm) x 16"W (406mm) x 17"H (432mm)																																																																																			
	VTS-44 - CARTON 1: 19"L (483mm) x 37"W (940mm) x 11"H (279mm)		CARTON 2: 16"L (406mm) x 16"W (406mm) x 17"H (432mm)																																																																																			
	VTS-45 - CARTON 1: 16"L (406mm) x 30"W (762mm) x 10"H (254mm) CARTON 3: 13"L (330mm) x 10.5"W (266mm) x 12.5"H (318mm)		CARTON 2: 16"L (406mm) x 16"W (406mm) x 17"H (432mm)																																																																																			
	VTS-46 - CARTON 1: 16"L (406mm) x 30"W (762mm) x 10"H (254mm)		CARTON 2: 16"L (406mm) x 16"W (406mm) x 17"H (432mm)																																																																																			



www.thescaleshop.net

1-888-844-2031