

235 Series

Mechanical



- Robust
- Accurate
- Reliable
- Portable
- Dual Markings Available for Metric and Avoirdupois
- Low Cost
- Easy to Read
- Corrosion Resistant
- Capacities- 11 lb (5 kg) to 660 lb (300 kg)



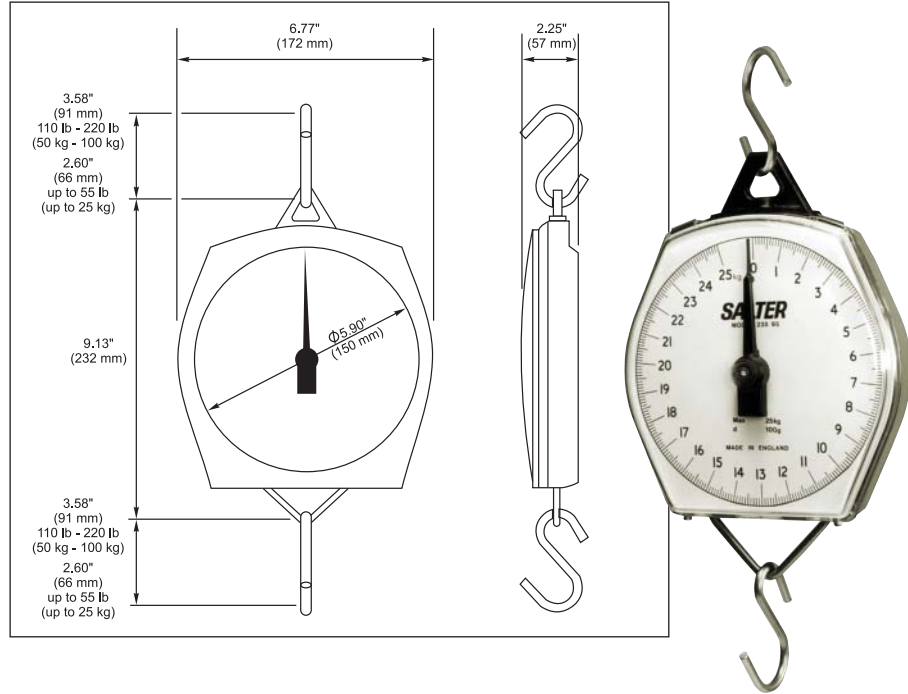
www.thescaleshop.net

1-888-844-2031



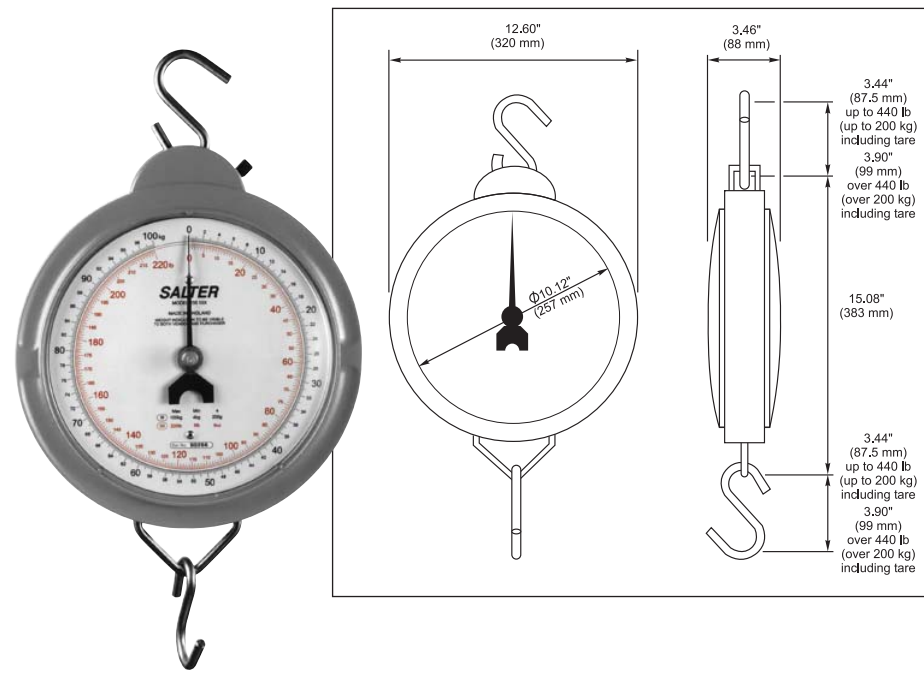
Model 235-6S

Compact, robust and corrosion resistant, housed in a tough ABS plastic case with shatterproof polycarbonate dial cover. Low friction acetal bearings provide positive movement to give maximum sensitivity. Accurate to one part in 250 with up to 15% zero adjust. Supplied with top and bottom hooks.



Dual Marked

- 5 kg x 20 g / 11 lb x 1 oz
- 10 kg x 50 g / 22 lb x 2 oz
- 25 kg x 100 g / 56 lb x 4 oz
- 50 kg x 200 g / 110 lb x 8 oz
- 100 kg x 500 g / 220 lb x 1 lb



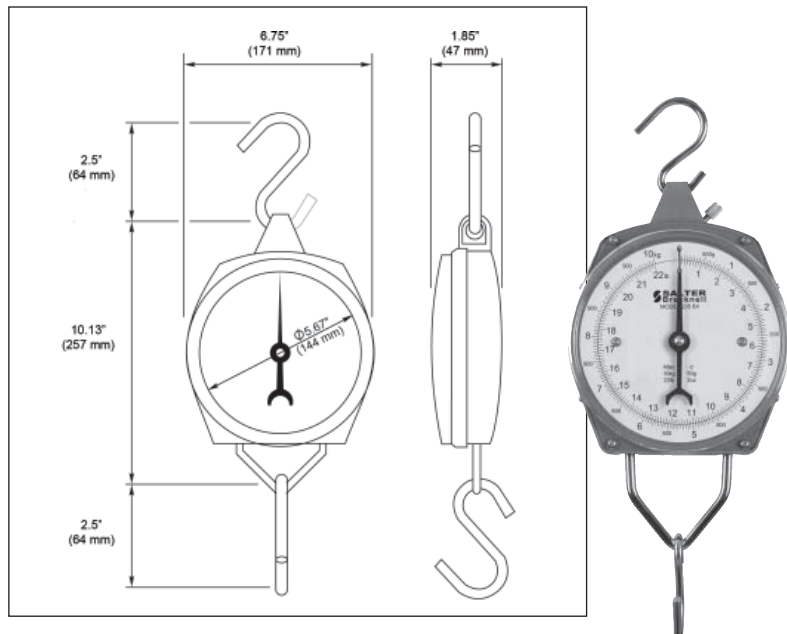
Model 235--10X

Heavy duty suspended scale. Easy to read dial housed in a robust die cast casing. Low friction bearings provides positive movement to give maximum sensitivity. Accurate to one part in 500 with up to 10% zero adjustment. Supplied with top and bottom hooks as standard.

- 100 kg x 200 g / 220 lb x 8 oz
- 200 kg x 500 g / 440 lb x 1 lb
- 300 kg x 1 kg / 660 lb x 2 lb

Model 235-6X

Compact, robust, housed in the traditional metal case. Accurate to one part in 250 with up to 10% zero adjustment. Supplied with top and bottom hooks.



Dual Marked

- 5 kg x 20 g / 11 lb x 1 oz
- 10 kg x 50 g / 22 lb x 2 oz
- 25 kg x 100 g / 56 lb x 4 oz
- 50 kg x 200 g / 110 lb x 8 oz
- 100 kg x 500 g / 220 lb x 1 lb

Options available up to 56 lb (25 kg)

Galvanized scoop, 16½" x 14" x 6" (419 mm x 356 mm x 152 mm deep); up to 56 lb (25 kg)



Round stainless steel pan, 12.5" (318 mm) diameter, 2.25" (57 mm) deep; up to 56 lb (25 kg)



Round stainless steel pan, 12" (305 mm) diameter; up to 56 lb (25 kg)

